




5380 m.

**BARWA GRAND PRIX OF QATAR**

**Free Practice Nr. 2**

**Classification**

**6**

	Rider	Nation	Team	Motorcycle	Time	Lap Total	Gap	Top Speed
1	43 Jack MILLER	AUS	Ducati Lenovo Team	DUCATI	<b>1'53.387</b>	15 17		<b>351.7</b>
2	63 Francesco BAGNAIA	ITA	Ducati Lenovo Team	DUCATI	<b>1'53.422</b>	12 16	0.035 0.035	<b>349.5</b>
3	20 Fabio QUARTARARO	FRA	Monster Energy Yamaha MotoGP	YAMAHA	<b>1'53.575</b>	16 17	0.188 0.153	<b>345.0</b>
4	5 Johann ZARCO	FRA	Pramac Racing	DUCATI	<b>1'53.586</b>	16 18	0.199 0.011	<b>354.0</b>
5	42 Alex RINS	SPA	Team SUZUKI ECSTAR	SUZUKI	<b>1'53.623</b>	17 19	0.236 0.037	<b>345.0</b>
6	12 Maverick VIÑALES	SPA	Monster Energy Yamaha MotoGP	YAMAHA	<b>1'53.639</b>	18 18	0.252 0.016	<b>346.1</b>
7	21 Franco MORBIDELLI	ITA	Petronas Yamaha SRT	YAMAHA	<b>1'53.676</b>	19 19	0.289 0.037	<b>341.7</b>
8	41 Aleix ESPARGARO	SPA	Aprilia Racing Team Gresini	APRILIA	<b>1'53.727</b>	16 16	0.340 0.051	<b>342.8</b>
9	46 Valentino ROSSI	ITA	Petronas Yamaha SRT	YAMAHA	<b>1'53.874</b>	17 19	0.487 0.147	<b>343.9</b>
10	44 Pol ESPARGARO	SPA	Repsol Honda Team	HONDA	<b>1'53.901</b>	17 18	0.514 0.027	<b>350.6</b>
11	36 Joan MIR	SPA	Team SUZUKI ECSTAR	SUZUKI	<b>1'53.914</b>	16 18	0.527 0.013	<b>342.8</b>
12	73 Alex MARQUEZ	SPA	LCR Honda CASTROL	HONDA	<b>1'54.115</b>	15 17	0.728 0.201	<b>348.3</b>
13	89 Jorge MARTIN	SPA	Pramac Racing	DUCATI	<b>1'54.178</b>	17 17	0.791 0.063	<b>352.9</b>
14	30 Takaaki NAKAGAMI	JPN	LCR Honda IDEMITSU	HONDA	<b>1'54.199</b>	16 16	0.812 0.021	<b>348.3</b>
15	23 Enea BASTIANINI	ITA	Esponsorama Racing	DUCATI	<b>1'54.228</b>	17 17	0.841 0.029	<b>348.3</b>
16	33 Brad BINDER	RSA	Red Bull KTM Factory Racing	KTM	<b>1'54.371</b>	14 15	0.984 0.143	<b>348.3</b>
17	10 Luca MARINI	ITA	SKY VR46 Esponsorama	DUCATI	<b>1'54.432</b>	15 17	1.045 0.061	<b>349.5</b>
18	6 Stefan BRADL	GER	Repsol Honda Team	HONDA	<b>1'54.634</b>	16 18	1.247 0.202	<b>348.3</b>
19	88 Miguel OLIVEIRA	POR	Red Bull KTM Factory Racing	KTM	<b>1'54.756</b>	16 17	1.369 0.122	<b>347.2</b>
20	9 Danilo PETRUCCI	ITA	Tech 3 KTM Factory Racing	KTM	<b>1'54.774</b>	15 16	1.387 0.018	<b>343.9</b>
21	27 Iker LECUONA	SPA	Tech 3 KTM Factory Racing	KTM	<b>1'55.098</b>	14 16	1.711 0.324	<b>349.5</b>
22	32 Lorenzo SAVADORI	ITA	Aprilia Racing Team Gresini	APRILIA	<b>1'55.674</b>	16 18	2.287 0.576	<b>339.6</b>

Practice condition: **Dry**  
 Air: **25°**  
 Humidity: **70%**  
 Ground: **26°**

<b>Fastest Lap:</b>	Lap: 15	<b>Jack MILLER</b>	<b>1'53.387</b>	170.8 Km/h
<b>Best Race Lap:</b>	2016	<b>Jorge LORENZO</b>	<b>1'54.927</b>	168.5 Km/h
<b>All Time Lap Record:</b>	2019	<b>Marc MARQUEZ</b>	<b>1'53.380</b>	170.8 Km/h

The results are provisional until the end of the limit for protest and appeals.

Time limit for protest expires 30' after publication of the results - ..... Time: .....

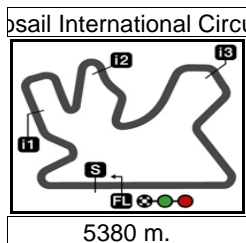
These data/results cannot be reproduced, stored and/or transmitted in whole or in part by any manner of electronic, mechanical, photocopying, recording, broadcasting or otherwise now known or herein after developed without the previous express consent by the copyright owner, except for reproduction in daily press and regular printed publications on sale to the public within 60 days of the event related to those data/results and always provided that copyright symbol appears together as follows below.

© DORNA, 2021

Official MotoGP Timing by TISSOT  
 www.motogp.com

**Doha, Friday, March 26, 2021**





Results and timing service provided by TISSOT

MotoGP™

**BARWA GRAND PRIX OF QATAR**  
**Free Practice Nr. 2**  
**Combined Free Practice Times**

**7**

	Rider	Nation	Team	MOTORCYCLE	FP1	FP2	Gap
1	43 J.MILLER	AUS	Ducati Lenovo Team	DUCATI	1'55.112 12	<b>1'53.387</b> 15	
2	63 F.BAGNAIA	ITA	Ducati Lenovo Team	DUCATI	1'55.365 8	<b>1'53.422</b> 12	0.035 0.035
3	20 F.QUARTARARO	FRA	Monster Energy Yamaha MotoGP	YAMAHA	1'55.213 16	<b>1'53.575</b> 16	0.188 0.153
4	5 J.ZARCO	FRA	Pramac Racing	DUCATI	1'55.871 14	<b>1'53.586</b> 16	0.199 0.011
5	42 A.RINS	SPA	Team SUZUKI ECSTAR	SUZUKI	1'55.353 17	<b>1'53.623</b> 17	0.236 0.037
6	12 M.VIÑALES	SPA	Monster Energy Yamaha MotoGP	YAMAHA	1'55.309 7	<b>1'53.639</b> 18	0.252 0.016
7	21 F.MORBIDELLI	ITA	Petronas Yamaha SRT	YAMAHA	1'54.921 16	<b>1'53.676</b> 19	0.289 0.037
8	41 A.ESPARGARO	SPA	Aprilia Racing Team Gresini	APRILIA	1'55.046 14	<b>1'53.727</b> 16	0.340 0.051
9	46 V.ROSSI	ITA	Petronas Yamaha SRT	YAMAHA	1'55.419 15	<b>1'53.874</b> 17	0.487 0.147
10	44 P.ESPARGARO	SPA	Repsol Honda Team	HONDA	1'56.046 16	<b>1'53.901</b> 17	0.514 0.027
11	36 J.MIR	SPA	Team SUZUKI ECSTAR	SUZUKI	1'55.255 15	<b>1'53.914</b> 16	0.527 0.013
12	73 A.MARQUEZ	SPA	LCR Honda CASTROL	HONDA	1'55.748 16	<b>1'54.115</b> 15	0.728 0.201
13	89 J.MARTIN	SPA	Pramac Racing	DUCATI	1'56.541 15	<b>1'54.178</b> 17	0.791 0.063
14	30 T.NAKAGAMI	JPN	LCR Honda IDEMITSU	HONDA	1'55.754 16	<b>1'54.199</b> 16	0.812 0.021
15	23 E.BASTIANINI	ITA	Esponsorama Racing	DUCATI	1'56.198 6	<b>1'54.228</b> 17	0.841 0.029
16	33 B.BINDER	RSA	Red Bull KTM Factory Racing	KTM	1'56.057 4	<b>1'54.371</b> 14	0.984 0.143
17	10 L.MARINI	ITA	SKY VR46 Esponsorama	DUCATI	1'56.069 14	<b>1'54.432</b> 15	1.045 0.061
18	6 S.BRADL	GER	Repsol Honda Team	HONDA	1'55.942 13	<b>1'54.634</b> 16	1.247 0.202
19	88 M.OLIVEIRA	POR	Red Bull KTM Factory Racing	KTM	1'55.745 17	<b>1'54.756</b> 16	1.369 0.122
20	9 D.PETRUCCI	ITA	Tech 3 KTM Factory Racing	KTM	1'56.230 8	<b>1'54.774</b> 15	1.387 0.018
21	27 I.LECUONA	SPA	Tech 3 KTM Factory Racing	KTM	1'56.943 15	<b>1'55.098</b> 14	1.711 0.324
22	32 L.SAVADORI	ITA	Aprilia Racing Team Gresini	APRILIA	1'56.559 14	<b>1'55.674</b> 16	2.287 0.576

<b>Pole Position Record:</b>	2019	<b>Maverick VIÑALES</b>	<b>1'53.546</b>	170.5 Km/h
<b>Best Race Lap:</b>	2016	<b>Jorge LORENZO</b>	<b>1'54.927</b>	168.5 Km/h
<b>All Time Lap Record:</b>	2019	<b>Marc MARQUEZ</b>	<b>1'53.380</b>	170.8 Km/h

The results are provisional until the end of the limit for protest and appeals.

Time limit for protest expires 60' after publication of the results - Mr. .... Time: .....

These data/results cannot be reproduced, stored and/or transmitted in whole or in part by any manner of electronic, mechanical, photocopying, recording, broadcasting or otherwise now known or herein after developed without the previous express consent by the copyright owner, except for reproduction in daily press and regular printed publications on sale to the public within 60 days of the event related to those data/results and always provided that copyright symbol appears together as follows below.

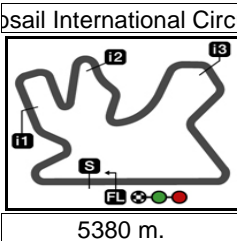
© DORNA, 2021

Official MotoGP Timing by TISSOT

www.motogp.com

Doha, Friday, March 26, 2021





## BARWA GRAND PRIX OF QATAR

## Free Practice Nr. 2

## Top Speed &amp; Average

8



Rider	Nation	Motorcycle	Top 5 speeds					Average	Top
5 Johann ZARCO	FRA	DUCATI	354.0	352.9	352.9	352.9	352.9	353.1	354.0
89 Jorge MARTIN	SPA	DUCATI	352.9	352.9	352.9	352.9	351.7	352.4	352.9
43 Jack MILLER	AUS	DUCATI	351.7	351.7	350.6	349.5	349.5	350.3	351.7
44 Pol ESPARGARO	SPA	HONDA	350.6	350.6	349.5	349.5	347.2	348.3	350.6
10 Luca MARINI	ITA	DUCATI	349.5	348.3	346.1	346.1	346.1	347.0	349.5
27 Iker LECUONA	SPA	KTM	349.5	348.3	347.2	347.2	346.1	347.4	349.5
63 Francesco BAGNAIA	ITA	DUCATI	349.5	348.3	348.3	348.3	348.3	348.5	349.5
6 Stefan BRADL	GER	HONDA	348.3	347.2	345.0	345.0	345.0	345.8	348.3
23 Enea BASTIANINI	ITA	DUCATI	348.3	347.2	347.2	347.2	346.1	346.7	348.3
30 Takaaki NAKAGAMI	JPN	HONDA	348.3	347.2	347.2	346.1	346.1	347.0	348.3
33 Brad BINDER	RSA	KTM	348.3	347.2	347.2	346.1	346.1	346.8	348.3
73 Alex MARQUEZ	SPA	HONDA	348.3	347.2	347.2	346.1	346.1	346.7	348.3
88 Miguel OLIVEIRA	POR	KTM	347.2	345.0	343.9	342.8	342.8	343.6	347.2
12 Maverick VIÑALES	SPA	YAMAHA	346.1	346.1	345.0	345.0	345.0	345.4	346.1
20 Fabio QUARTARARO	FRA	YAMAHA	345.0	345.0	343.9	343.9	343.9	344.3	345.0
42 Alex RINS	SPA	SUZUKI	345.0	345.0	343.9	343.9	343.9	344.2	345.0
9 Danilo PETRUCCI	ITA	KTM	343.9	343.9	342.8	342.8	341.7	342.8	343.9
46 Valentino ROSSI	ITA	YAMAHA	343.9	342.8	342.8	342.8	342.8	343.0	343.9
36 Joan MIR	SPA	SUZUKI	342.8	341.7	341.7	341.7	341.7	341.8	342.8
41 Aleix ESPARGARO	SPA	APRILIA	342.8	342.8	342.8	341.7	341.7	342.2	342.8
21 Franco MORBIDELLI	ITA	YAMAHA	341.7	341.7	340.6	340.6	340.6	340.9	341.7
32 Lorenzo SAVADORI	ITA	APRILIA	339.6	339.6	338.5	338.5	338.5	338.9	339.6

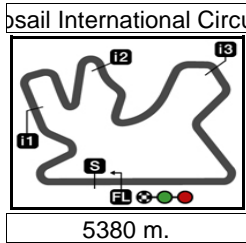
These data/results cannot be reproduced, stored and/or transmitted in whole or in part by any manner of electronic, mechanical, photocopying, recording, broadcasting or otherwise now known or herein after developed without the previous express consent by the copyright owner, except for reproduction in daily press and regular printed publications on sale to the public within 60 days of the event related to those data/results and always provided that copyright symbol appears together as follows below.

© DORNA, 2021

Official MotoGP Timing by TISSOT  
www.motogp.com



Doha, Friday, March 26, 2021



**BARWA GRAND PRIX OF QATAR**

**Free Practice Nr. 2**

**Chronological Analysis of Performances**

**9**

\* Lap / Sector time cancelled      **T1** Time from finish line to 1st intermediate      **T3** Time from 2nd intermed. to 3rd intermed.  
**P** Crossing the finish line in pit lane      **T2** Time from 1st intermed. to 2nd intermed.      **T4** Time from 3rd intermediate to finish line  
**\*\*** Tyre data subject to further updates

Lap	Lap Time	T1	T2	T3	T4	Speed	Lap	Lap Time	T1	T2	T3	T4	Speed
<b>1st</b>	<b>43</b>	<b>Jack MILLER</b>		DUCATI		AUS							
		Ducati Lenovo Team											
		Runs=4		Total laps=17		Full laps=10							
Run #	1	Front Tyre	Slick-Soft	Rear Tyre	Slick-Soft		Run #	3	Front Tyre	Slick-Soft	Rear Tyre	Slick-Soft	
		New Tyre		New Tyre					New Tyre		New Tyre		
1	2'45.028	32.374	32.181	29.884	32.074	168.4	10	2'07.545	33.455	32.854	29.216	32.020	144.9
2	<b>1'55.590</b>	25.257	30.223	28.580	31.530	348.3	11	<b>1'54.062</b>	25.118	29.623	28.141	31.180	345.0
3	<b>1'54.571</b>	25.002	29.789	28.390	31.390	349.5	12	<b>1'53.422</b>	24.707	29.477	28.148	<b>31.090</b>	347.2
4	1'59.343 P	24.982	32.986*	30.580*	30.795	348.3	13	1'55.666 P	25.780	31.104	29.362	29.420	347.2
Run #	2	Front Tyre	Slick-Soft	Rear Tyre	Slick-Soft		Run #	4	Front Tyre	Slick-Soft	Rear Tyre	Slick-Soft	
		4 Laps at start		4 Laps at start					4 Laps at start		New Tyre		
5	2'01.754	29.885	30.647	29.533	31.689	177.6	14	2'06.641	34.937	31.375	28.910	31.419	168.2
6	<b>1'54.557</b>	24.945	29.821	28.422	31.369	348.3	15	<b>1'53.455</b>	24.829	<b>29.468</b>	<b>28.051</b>	31.107	348.3
7	<b>2'02.825</b>	25.318	34.643	30.953	31.911	349.5	16	1'56.566 *	<b>24.704</b>	29.533	28.107	34.222*	347.2
8	<b>1'58.078</b>	24.838	32.465	29.234	31.541	<b>351.7</b>							
9	<b>1'54.225</b>	24.863	29.713	28.350	31.299	349.5							
10	1'55.599 P	26.253	30.974	29.428	28.944	350.6							
Run #	3	Front Tyre	Slick-Soft	Rear Tyre	Slick-Soft								
		10 Laps at start		10 Laps at start									
11	2'04.670	31.102	31.586	30.313	31.669	165.6							
12	1'57.267 P	24.961	30.170	33.363	28.773	347.2							
Run #	4	Front Tyre	Slick-Soft	Rear Tyre	Slick-Soft								
		New Tyre		New Tyre									
13	2'02.452	30.842	30.825	29.295	31.490	174.1							
14	<b>1'58.064</b>	25.334	31.847	29.310	31.573	348.3							
15	<b>1'53.387</b>	<b>24.657</b>	<b>29.583</b>	<b>28.100</b>	<b>31.047</b>	348.3							
16	<b>1'58.267</b>	27.485	30.609	28.715	31.458	351.7							
17	<b>1'55.038</b>	24.699	30.107	28.557	31.675	349.5							
<b>2nd</b>	<b>63</b>	<b>Francesco BAGNAIA</b>		DUCATI		ITA							
		Ducati Lenovo Team											
		Runs=4		Total laps=16		Full laps=7							
Run #	1	Front Tyre	Slick-Soft	Rear Tyre	Slick-Soft		Run #	3	Front Tyre	Slick-Soft	Rear Tyre	Slick-Soft	
		New Tyre		New Tyre					New Tyre		New Tyre		
1	2'25.442	33.071	32.435	29.703	32.021	156.7	10	2'04.039	32.532	31.259	28.445	31.803	168.2
2	<b>1'55.404</b>	25.341	30.158	28.456	31.449	348.3	11	<b>1'53.866</b>	24.850	29.576	28.005	31.435	343.9
3	<b>1'54.625</b>	25.059	29.879	28.318	31.369	<b>349.5</b>	12	<b>1'53.697</b>	24.728	29.648	28.020	31.301	343.9
4	1'59.363 P	24.970	30.762	33.061*	30.570	348.3	13	2'00.712 P	29.161	32.040	29.925	29.586	337.5
Run #	2	Front Tyre	Slick-Soft	Rear Tyre	Slick-Soft		Run #	4	Front Tyre	Slick-Soft	Rear Tyre	Slick-Soft	
		4 Laps at start		4 Laps at start					4 Laps at start		New Tyre		
5	2'03.159	31.434	31.051	29.026	31.648	144.0	14	2'06.847	35.717	31.095	28.524	31.511	149.7
6	1'54.625 *	25.046	29.848	28.286	31.445*	347.2	15	<b>1'53.628</b>	24.758	29.638	<b>27.973</b>	<b>31.259</b>	343.9
7	<b>1'54.403</b>	24.941	29.883	28.331	31.248	348.3	16	<b>1'53.575</b>	<b>24.665</b>	<b>29.575</b>	28.041	31.294	<b>345.0</b>
8	<b>1'54.637</b>	24.944	29.940	28.403	31.350	348.3	17	<b>2'07.892</b>	31.602	32.273	29.467	34.550	345.0
9	1'57.713 P	26.694	31.650	29.554	29.815	346.1							

**Fastest Lap:** Jack MILLER      Ducati Lenovo Team      AUS      **1'53.387**      24.657      29.583      28.100      31.047

These data/results cannot be reproduced, stored and/or transmitted in whole or in part by any manner of electronic, mechanical, photocopying, recording, broadcasting or otherwise now known or herein after developed without the previous express consent by the copyright owner, except for reproduction in daily press and regular printed publications on sale to the public within 60 days of the event related to those data/results and always provided that copyright symbol appears together as follows below.  
© DORNA, 2021



# Free Practice Nr. 2

# MotoGP

Lap	Lap Time	T1	T2	T3	T4	Speed	Lap	Lap Time	T1	T2	T3	T4	Speed	
<b>4th</b>	<b>5</b>	<b>Johann ZARCO</b>				DUCATI	FRA	<b>Run # 4</b>	<b>Front Tyre</b>	<b>Slick-Soft</b>	<b>Rear Tyre</b>	<b>Slick-Soft</b>		
		Pramac Racing							5 Laps at start				<b>New Tyre</b>	
		Runs=4		Total laps=18		Full laps=11		16	2'02.188	31.016	30.737	28.844	31.591 175.0	
<b>Run # 1</b>	<b>Front Tyre</b>	<b>Slick-Soft</b>	<b>Rear Tyre</b>	<b>Slick-Soft</b>			17	<b>1'53.623</b>	24.985	<b>29.619</b>	<b>27.982</b>	<b>31.037</b>	345.0	
		<b>New Tyre</b>		<b>New Tyre</b>			18	1'53.884 *	24.964	29.728	28.009	31.183*	342.8	
1	2'33.819	32.356	32.321	29.553	32.085	166.9	19	2'10.132 *	31.999	31.470	29.432	37.231*	343.9	
2	<b>1'56.287</b>	25.694	30.449	28.583	31.561	346.1								
3	<b>1'54.950</b>	25.253	29.935	28.362	31.400	351.7								
4	2'00.749 P	25.151	32.816	30.657*	32.125	352.9								
<b>Run # 2</b>	<b>Front Tyre</b>	<b>Slick-Soft</b>	<b>Rear Tyre</b>	<b>Slick-Soft</b>			<b>6th</b>	<b>12</b>	<b>Maverick VIÑALES</b>				YAMAHA	SPA
		4 Laps at start		4 Laps at start					Monster Energy Yamaha MotoGP					
		Runs=4		Total laps=18		Full laps=11								
<b>Run # 1</b>	<b>Front Tyre</b>	<b>Slick-Soft</b>	<b>Rear Tyre</b>	<b>Slick-Medium</b>					5 Laps at start				<b>New Tyre</b>	
		<b>New Tyre</b>		<b>New Tyre</b>			1	3'19.273	45.358	31.718	29.207	32.108	163.1	
5	2'03.024	31.055	31.289	28.981	31.699	174.7	2	<b>1'55.468</b>	25.394	30.082	28.243	31.749	341.7	
6	<b>1'54.695</b>	25.119	29.877	28.390	31.309	351.7	3	<b>1'54.987</b>	25.075	30.010	28.223	31.679	341.7	
7	<b>1'54.960</b>	25.028	29.899	28.402	31.631	351.7	4	1'58.655 P	27.108*	31.777*	29.959*	29.811	308.5	
8	<b>1'58.653</b>	28.317	30.185	28.634	31.517	352.9								
9	<b>1'54.728</b>	25.053	29.926	28.359	31.390	352.9	<b>Run # 2</b>	<b>Front Tyre</b>	<b>Slick-Soft</b>	<b>Rear Tyre</b>	<b>Slick-Medium</b>			
10	1'58.255 P	27.177	31.416	29.159	30.503	352.9			4 Laps at start				<b>New Tyre</b>	
		<b>New Tyre</b>		<b>New Tyre</b>			5	2'15.869	44.580	30.839	28.657	31.793	159.7	
<b>Run # 3</b>	<b>Front Tyre</b>	<b>Slick-Soft</b>	<b>Rear Tyre</b>	<b>Slick-Soft</b>			6	<b>1'54.932</b>	25.131	29.951	28.232	31.618	343.9	
		<b>New Tyre</b>		<b>New Tyre</b>			7	<b>1'54.893</b>	25.020	29.981	28.208	31.684	343.9	
11	2'03.071	31.122	31.223	29.043	31.683	172.5	8	<b>1'57.299</b>	25.103	31.320	29.268	31.608	342.8	
12	<b>1'55.256</b>	25.258	30.217	28.414	31.367	350.6	9	<b>1'54.898</b>	25.186	29.918	28.166	31.628	342.8	
13	<b>1'54.083</b>	24.894	29.800	28.224	31.165	349.5	10	1'52.858 P	25.091	29.994	28.905	28.868	343.9	
14	1'55.622 P	24.895	31.980	28.871	29.876	351.7								
<b>Run # 4</b>	<b>Front Tyre</b>	<b>Slick-Soft</b>	<b>Rear Tyre</b>	<b>Slick-Soft</b>			<b>Run # 3</b>	<b>Front Tyre</b>	<b>Slick-Soft</b>	<b>Rear Tyre</b>	<b>Slick-Soft</b>			
		4 Laps at start		<b>New Tyre</b>					4 Laps at start				<b>New Tyre</b>	
15	2'14.069	36.604	35.438	29.645	32.382	173.3								
16	<b>1'53.586</b>	25.014	<b>29.463</b>	<b>28.103</b>	<b>31.006</b>	352.9	11	2'01.844	30.807	30.792	28.658	31.587	177.0	
17	<b>1'53.816</b>	<b>24.830</b>	29.720	28.221	31.045	<b>354.0</b>	12	<b>1'54.523</b>	24.990	29.867	28.221	31.445	<b>346.1</b>	
18	<b>1'58.286</b>	26.826	31.059	28.527	31.874	350.6	13	<b>1'53.929</b>	24.968	29.638	<b>27.952</b>	31.371	345.0	
							14	1'56.296 P	26.655	31.594	28.875	29.172	343.9	
<b>5th</b>	<b>42</b>	<b>Alex RINS</b>				SUZUKI	SPA	<b>Run # 4</b>	<b>Front Tyre</b>	<b>Slick-Soft</b>	<b>Rear Tyre</b>	<b>Slick-Soft</b>		
		Team SUZUKI ECSTAR								4 Laps at start				<b>New Tyre</b>
		Runs=4		Total laps=19		Full laps=10								
<b>Run # 1</b>	<b>Front Tyre</b>	<b>Slick-Soft</b>	<b>Rear Tyre</b>	<b>Slick-Soft</b>			15	2'03.363	32.002	31.116	28.645	31.600	162.6	
		<b>New Tyre</b>		<b>New Tyre</b>			16	<b>1'54.420</b>	25.111	29.779	28.129	31.401	345.0	
1	3'03.227	31.705	32.113	29.281	32.083	172.2	17	<b>1'53.695</b>	24.880	29.648	27.974	<b>31.193</b>	346.1	
2	<b>1'55.925</b>	25.580	30.208	28.435	31.702	341.7	18	<b>1'53.639</b>	<b>24.789</b>	<b>29.572</b>	27.987	31.291	345.0	
3	<b>1'54.821</b>	25.150	29.992	28.241	31.438	341.7								
4	2'07.860 P	31.099*	32.998*	31.218*	32.545	342.8	<b>7th</b>	<b>21</b>	<b>Franco MORBIDELLI</b>				YAMAHA	ITA
		4 Laps at start		4 Laps at start					Petronas Yamaha SRT					
		Runs=4		Total laps=19		Full laps=11								
<b>Run # 2</b>	<b>Front Tyre</b>	<b>Slick-Soft</b>	<b>Rear Tyre</b>	<b>Slick-Soft</b>					5 Laps at start				<b>New Tyre</b>	
		<b>New Tyre</b>		<b>New Tyre</b>			<b>Run # 1</b>	<b>Front Tyre</b>	<b>Slick-Soft</b>	<b>Rear Tyre</b>	<b>Slick-Medium</b>			
5	2'04.182	31.584	31.997	28.907	31.694	168.2			3 Laps at start				<b>New Tyre</b>	
6	<b>1'55.053</b>	25.292	30.000	28.285	31.476	343.9	1	3'42.952	34.016	32.335	29.922	32.666	157.4	
7	<b>1'54.267</b>	<b>24.943</b>	29.843	28.120	31.361	343.9	2	<b>1'56.975</b>	25.968	30.285	28.817	31.905	339.6	
8	<b>1'54.864</b>	25.148	30.037	28.234	31.445	<b>345.0</b>	3	2'00.171 P	25.496	30.121	29.559	34.995	340.6	
9	<b>1'54.840</b>	25.124	30.051	28.257	31.408	342.8								
10	1'59.732 P	28.927	31.205	29.418	30.182	342.8	<b>Run # 2</b>	<b>Front Tyre</b>	<b>Slick-Soft</b>	<b>Rear Tyre</b>	<b>Slick-Medium</b>			
		<b>New Tyre</b>		<b>New Tyre</b>					3 Laps at start				<b>New Tyre</b>	
<b>Run # 3</b>	<b>Front Tyre</b>	<b>Slick-Soft</b>	<b>Rear Tyre</b>	<b>Slick-Soft</b>			4	2'04.585	32.310	31.329	29.003	31.943	133.0	
		<b>New Tyre</b>		<b>New Tyre</b>			5	<b>1'55.643</b>	25.420	30.037	28.435	31.751	340.6	
11	2'02.028	30.955	30.741	28.754	31.578	164.8	6	1'55.114 *	25.157	29.920	28.369	31.668*	340.6	
12	<b>1'55.428</b>	25.366	30.117	28.541	31.404	343.9	7	<b>1'55.507</b>	25.298	29.948	28.515	31.746	340.6	
13	<b>1'54.028</b>	25.064	29.749	28.076	31.139	343.9	8	<b>1'55.232</b>	25.264	29.892	28.403	31.673	339.6	
14	<b>1'54.029</b>	24.977	29.745	28.084	31.223	343.9	9	<b>1'55.163</b>	25.161	29.893	28.391	31.718	339.6	
15	1'57.341 P	27.176	31.128	29.301	29.736	342.8	10	<b>1'54.973</b>	25.075	29.896	28.442	31.560	339.6	
							11	<b>1'54.900</b>	25.044	29.925	28.343	31.588	339.6	
							12	2'00.221 P	27.979	31.659	30.510	30.073	338.5	

**Fastest Lap:** Jack MILLER      Ducati Lenovo Team      AUS      **1'53.387**      24.657      29.583      28.100      31.047

These data/results cannot be reproduced, stored and/or transmitted in whole or in part by any manner of electronic, mechanical, photocopying, recording, broadcasting or otherwise now known or herein after developed without the previous express consent by the copyright owner, except for reproduction in daily press and regular printed publications on sale to the public within 60 days of the event related to those data/results and always provided that copyright symbol appears together as follows below.  
© DORNA, 2021

Official MotoGP Timing by TISSOT  
www.motogp.com

Doha, Friday, March 26, 2021

Page 2 of 7



# Free Practice Nr. 2

MotoGP

Lap	Lap Time	T1	T2	T3	T4	Speed	Lap	Lap Time	T1	T2	T3	T4	Speed	
Run # 3	Front Tyre Slick-Soft	Rear Tyre Slick-Soft												
	New Tyre		New Tyre											
13	2'05.594	33.681	31.125	29.000	31.788	141.3	Run # 3	Front Tyre Slick-Soft	Rear Tyre Slick-Soft					
14	<b>1'55.078</b>	25.139	29.809	28.514	31.616	340.6		New Tyre		New Tyre				
15	<b>1'54.013</b>	24.922	29.623	28.186	<b>31.282</b>	340.6	12	2'05.085	31.555	32.607	29.241	31.682	152.3	
16	1'59.252 P	26.451	31.428	30.834	30.539	339.6	13	<b>1'54.102</b>	25.017	29.576	28.213	<b>31.296</b>	<b>343.9</b>	
Run # 4	Front Tyre Slick-Soft	Rear Tyre Slick-Soft												
	4 Laps at start		New Tyre											
17	1'59.807	29.809	29.969	28.504	31.525	171.9	Run # 4	Front Tyre Slick-Soft	Rear Tyre Slick-Soft					
18	<b>1'53.823</b>	24.829	29.577	28.113	31.304	<b>341.7</b>		4 Laps at start		New Tyre				
19	<b>1'53.676</b>	<b>24.822</b>	<b>29.479</b>	<b>28.030</b>	31.345	341.7	16	2'01.177	30.456	30.494	28.734	31.493	167.1	

**8th 41** **Alex ESPARGARO** APRILIA SPA  
Aprilia Racing Team Gresini  
Runs=4 Total laps=16 Full laps=9

Run #	Front Tyre	Slick-Soft	Rear Tyre	Slick-Medium	Speed
	New Tyre		New Tyre		
1	2'51.821	30.931	31.179	28.839	31.717 171.4
2	<b>1'55.204</b>	25.372	30.165	28.268	31.399 341.7
3	<b>1'54.790</b>	25.061	30.024	28.111	31.594 <b>342.8</b>
4	2'05.769 P	33.220	31.860*	29.813*	30.876 317.6
Run # 2	Front Tyre Slick-Soft	Rear Tyre Slick-Soft			
	4 Laps at start		New Tyre		
5	2'00.452	30.204	30.293	28.506	31.449 160.2
6	<b>1'53.789</b>	24.919	29.636	27.998	31.236 340.6
7	<b>1'53.956</b>	24.999	<b>29.622</b>	<b>27.989</b>	31.346 341.7
8	<b>1'54.210</b>	24.938	29.761	28.118	31.393 341.7
9	<b>1'54.590</b>	24.992	29.870	28.250	31.478 340.6
10	2'00.183 P	27.630	31.557	29.787	31.209 300.8
Run # 3	Front Tyre Slick-Soft	Rear Tyre Slick-Soft			
	New Tyre		6 Laps at start		
11	2'02.458	30.581	30.828	29.046	32.003 173.0
12	1'54.549 P	25.385	30.110	28.615	30.439 340.6
Run # 4	Front Tyre Slick-Soft	Rear Tyre Slick-Soft			
	2 Laps at start		New Tyre		
13	2'00.349	30.041	30.204	28.467	31.637 172.5
14	<b>1'55.541</b>	24.813	29.745	28.005	32.978 341.7
15	<b>1'53.903</b>	<b>24.812</b>	29.766	28.061	31.264 342.8
16	<b>1'53.727</b>	24.842	29.630	28.026	<b>31.229</b> 342.8

**9th 46** **Valentino ROSSI** YAMAHA ITA  
Petronas Yamaha SRT  
Runs=4 Total laps=19 Full laps=11

Run #	Front Tyre	Slick-Soft	Rear Tyre	Slick-Soft	Speed
	New Tyre		New Tyre		
1	2'41.206	34.609	31.742	29.196	31.934 131.7
2	<b>1'55.817</b>	25.499	30.108	28.700	31.510 342.8
3	<b>1'55.321</b>	25.280	29.900	28.527	31.614 342.8
4	1'57.766 P	25.172	32.139*	31.381*	29.074 342.8
Run # 2	Front Tyre Slick-Soft	Rear Tyre Slick-Soft			
	4 Laps at start		4 Laps at start		
5	2'02.399	30.913	30.824	28.938	31.724 163.3
6	<b>1'55.193</b>	25.238	29.841	28.556	31.558 341.7
7	<b>1'55.155</b>	25.095	30.010	28.490	31.560 342.8
8	<b>1'55.561</b>	25.193	30.027	28.596	31.745 342.8
9	<b>1'55.439</b>	25.162	30.041	28.579	31.657 340.6

**10th 44** **Po ESPARGARO** HONDA SPA  
Repsol Honda Team  
Runs=5 Total laps=19 Full laps=10

Run #	Front Tyre	Slick-Medium	Rear Tyre	Slick-Medium	Speed
	** 8 Laps at start		** 9 Laps at start		
1	2'10.052 P	34.669	33.329	30.451	30.206 148.3
Run # 2	Front Tyre Slick-Soft	Rear Tyre Slick-Medium			
	** New Tyre		** New Tyre		
2	2'07.167	30.720	33.784	29.540	33.123 181.8
3	<b>2'01.788</b>	26.790	32.675	30.348	31.975 342.8
4	2'01.790 P	28.044*	32.552*	30.526*	30.668 281.9
Run # 3	Front Tyre Slick-Soft	Rear Tyre Slick-Medium			
	** 3 Laps at start		** 3 Laps at start		
5	2'06.842	33.602	32.382	29.155	31.703 116.8
6	<b>1'55.587</b>	25.565	30.183	28.399	31.440 346.1
7	<b>1'54.997</b>	25.125	29.996	28.430	31.446 347.2
8	<b>1'56.407</b>	26.323	30.184	28.397	31.503 347.2
9	<b>1'54.512</b>	24.997	29.863	28.247	31.405 347.2
10	1'57.612 P	27.389	31.410	29.088	29.725 349.5
Run # 4	Front Tyre Slick-Soft	Rear Tyre Slick-Soft			
	** New Tyre		** New Tyre		
11	2'05.265	31.963	32.623	29.039	31.640 155.6
12	<b>1'56.570</b>	25.094	30.317	29.285	31.874 347.2
13	<b>1'55.288</b>	25.061	29.919	28.536	31.772 347.2
14	<b>1'54.219</b>	24.935	29.879	28.179	31.226 347.2
15	1'56.407 P	26.610	31.491	29.070	29.236 332.3
Run # 5	Front Tyre missing data	Rear Tyre missing data			
	** Laps at start		** Laps at start		
16	2'05.668	29.629	35.621	29.047	31.371 177.0
17	<b>1'53.901</b>	24.970	<b>29.716</b>	28.112	<b>31.103</b> <b>350.6</b>
18	<b>2'00.139</b>	26.085	30.676	31.617	31.761 350.6
	unfinished	<b>24.912</b>	29.840	<b>28.056</b>	349.5

**11th 36** **Joan MIR** SUZUKI SPA  
Team SUZUKI ECSTAR  
Runs=4 Total laps=18 Full laps=11

Run #	Front Tyre	Slick-Soft	Rear Tyre	Slick-Medium	Speed
	New Tyre		New Tyre		
1	2'47.440	31.029	31.241	29.194	32.089 168.7
2	<b>1'56.366</b>	25.720	30.280	28.549	31.817 339.6
3	<b>1'55.283</b>	25.225	30.022	28.332	31.704 341.7

**Fastest Lap:** Jack MILLER Ducati Lenovo Team AUS **1'53.387** 24.657 29.583 28.100 31.047

These data/results cannot be reproduced, stored and/or transmitted in whole or in part by any manner of electronic, mechanical, photocopying, recording, broadcasting or otherwise now known or herein after developed without the previous express consent by the copyright owner, except for reproduction in daily press and regular printed publications on sale to the public within 60 days of the event related to those data/results and always provided that copyright symbol appears together as follows below.  
© DORNA, 2021



# Free Practice Nr. 2

MotoGP

Lap	Lap Time	T1	T2	T3	T4	Speed	Lap	Lap Time	T1	T2	T3	T4	Speed				
4	1'58.258	P	25.686	32.296*	29.896*	30.380	340.6	1	2'22.073	36.172	32.351	29.834	32.290	114.0			
<b>Run # 2</b>	<b>Front Tyre</b>	<b>Slick-Soft</b>	<b>Rear Tyre</b>	<b>Slick-Soft</b>													
				4 Laps at start		New Tyre											
5	2'01.225		30.086	30.660	28.684	31.795	170.0	2	1'56.994	25.703	30.708	28.894	31.689	351.7			
6	1'55.126		25.343	29.984	28.330	31.469	339.6	3	1'56.757	25.425	30.463	28.736	32.133	351.7			
7	1'54.968		25.103	30.017	28.298	31.550	341.7	4	1'58.955	P	25.417	31.211	31.239*	31.088	352.9		
8	1'54.748		25.144	29.912	28.210	31.482	341.7	<b>Run # 2</b>	<b>Front Tyre</b>	<b>Slick-Soft</b>	<b>Rear Tyre</b>	<b>Slick-Medium</b>					
9	1'54.599		25.054	29.925	28.160	31.460	341.7					9 Laps at start				4 Laps at start	
10	1'54.769	P	25.192	30.414	29.218	29.945	341.7	5	2'02.608	29.752	31.445	29.430	31.981	187.1			
<b>Run # 3</b>	<b>Front Tyre</b>	<b>Slick-Soft</b>	<b>Rear Tyre</b>	<b>Slick-Soft</b>													
				10 Laps at start		6 Laps at start											
11	2'00.666		29.953	30.302	28.657	31.754	170.6	6	1'56.282	25.457	30.416	28.753	31.656	352.9			
12	1'54.864		25.186	29.973	28.321	31.384	339.6	7	1'56.429	25.296	30.653	28.898	31.582	352.9			
13	1'54.662		25.106	29.858	28.294	31.404	340.6	8	1'55.773	25.260	30.354	28.648	31.511	350.6			
14	1'56.120	P	26.021	31.079	29.243	29.777	341.7	9	1'58.197	P	26.758	31.318	29.310	30.811	352.9		
<b>Run # 4</b>	<b>Front Tyre</b>	<b>Slick-Soft</b>	<b>Rear Tyre</b>	<b>Slick-Soft</b>													
				New Tyre		New Tyre											
15	2'00.430		29.918	30.459	28.488	31.565	172.5	<b>Run # 3</b>	<b>Front Tyre</b>	<b>Slick-Soft</b>	<b>Rear Tyre</b>	<b>Slick-Soft</b>					
16	1'53.914		24.921	29.630	28.144	31.219	341.7					New Tyre				New Tyre	
17	1'53.991		25.047	29.678	28.053	31.213	342.8	10	2'04.025	31.671	31.540	28.986	31.828	177.6			
18	2'06.446		36.051	30.254	28.464	31.677	340.6	11	1'55.158	25.142	30.121	28.427	31.468	350.6			
								12	1'54.939	25.033	29.989	28.375	31.542	350.6			
								13	1'54.412	24.946	29.923	28.206	31.337	350.6			
								14	1'55.996	P	26.852	30.982	28.885	29.277	330.2		
								<b>Run # 4</b>	<b>Front Tyre</b>	<b>Slick-Soft</b>	<b>Rear Tyre</b>	<b>Slick-Soft</b>					
												5 Laps at start				New Tyre	
								15	2'13.226	34.154	33.194	33.407	32.471	148.7			
								16	1'56.524	25.424	30.250	28.665	32.185	350.6			
								17	1'54.178	24.930	29.792	28.283	31.173	351.7			

**12th 73 Alex MARQUEZ** HONDA SPA  
LCR Honda CASTROL

Runs=4 Total laps=17 Full laps=10

Run #	1	Front Tyre	Slick-Soft	Rear Tyre	Slick-Medium	Speed
		**	3 Laps at start	**	New Tyre	
1	2'13.904	37.750	33.354	30.539	33.796	163.6
2	1'58.053	26.058	30.813	29.059	32.123	341.7
3	1'56.498	25.521	30.402	28.716	31.859	343.9
4	1'57.113	P	25.344	30.364	30.402*	343.9
<b>Run # 2</b>	<b>Front Tyre</b>	<b>Slick-Soft</b>	<b>Rear Tyre</b>	<b>Slick-Medium</b>		
	**	7 Laps at start	**	4 Laps at start		
5	2'04.311	32.129	31.139	29.127	31.916	140.0
6	1'55.770	25.378	30.177	28.606	31.609	346.1
7	1'55.084	25.143	30.061	28.349	31.531	346.1
8	1'54.573	P	25.700	30.601	29.013	345.0
<b>Run # 3</b>	<b>Front Tyre</b>	<b>missing data</b>	<b>Rear Tyre</b>	<b>missing data</b>		
	**	Laps at start	**	Laps at start		
9	2'03.648	31.181	31.297	29.218	31.952	172.5
10	1'55.517	25.226	30.069	28.653	31.569	346.1
11	1'57.922	25.078	32.314	28.845	31.685	345.0
12	1'54.691	25.110	29.883	28.283	31.415	345.0
13	1'57.052	P	25.137	31.449	29.279	346.1
<b>Run # 4</b>	<b>Front Tyre</b>	<b>Slick-Soft</b>	<b>Rear Tyre</b>	<b>Slick-Soft</b>		
	**	New Tyre	**	New Tyre		
14	2'00.761	30.025	30.596	28.617	31.523	175.0
15	1'54.115	24.954	29.755	28.096	31.310	347.2
16	2'00.089	25.810	30.741	31.487	32.051	348.3
17	1'55.101	25.176	30.068	28.370	31.487	347.2

**13th 89 Jorge MARTIN** DUCATI SPA  
Pramac Racing

Runs=4 Total laps=17 Full laps=10

Run #	1	Front Tyre	Slick-Soft	Rear Tyre	Slick-Medium	Speed
		5 Laps at start				New Tyre

**14th 30 Takaaki NAKAGAMI** HONDA JPN  
LCR Honda IDEMITSU

Runs=4 Total laps=16 Full laps=9

Run #	1	Front Tyre	Slick-Soft	Rear Tyre	Slick-Soft	Speed
		New Tyre				New Tyre
1	2'29.230	34.798	32.751	29.788	32.099	121.7
2	1'55.526	25.493	30.131	28.428	31.474	346.1
3	1'55.344	25.631	29.980	28.300	31.433	321.4
4	2'00.261	P	25.699	31.373	31.486*	340.6
<b>Run # 2</b>	<b>Front Tyre</b>	<b>Slick-Soft</b>	<b>Rear Tyre</b>	<b>Slick-Soft</b>		
	4 Laps at start				4 Laps at start	
5	2'09.614	33.559	34.402	29.685	31.968	146.5
6	2'04.138	27.265	35.758	29.341	31.774	347.2
7	1'55.746	25.678	30.021	28.424	31.623	322.3
8	1'55.092	25.326	29.928	28.362	31.476	346.1
9	1'58.062	P	28.275	31.066	29.437	347.2
<b>Run # 3</b>	<b>Front Tyre</b>	<b>Slick-Soft</b>	<b>Rear Tyre</b>	<b>Slick-Soft</b>		
	9 Laps at start				9 Laps at start	
10	2'04.629	32.148	31.487	29.124	31.870	139.8
11	1'55.432	25.441	30.074	28.404	31.513	345.0
12	1'55.004	25.168	29.875	28.396	31.565	345.0
13	1'54.738	P	25.787	30.838	28.993	342.8
<b>Run # 4</b>	<b>Front Tyre</b>	<b>Slick-Soft</b>	<b>Rear Tyre</b>	<b>Slick-Soft</b>		
	New Tyre				New Tyre	
14	2'08.803	34.204	32.721	29.593	32.285	134.6
15	1'56.814	25.762	30.516	28.923	31.613	343.9
16	1'54.199	25.099	29.660	28.186	31.254	348.3

**Fastest Lap:** Jack MILLER Ducati Lenovo Team AUS 1'53.387 24.657 29.583 28.100 31.047

These data/results cannot be reproduced, stored and/or transmitted in whole or in part by any manner of electronic, mechanical, photocopying, recording, broadcasting or otherwise now known or herein after developed without the previous express consent by the copyright owner, except for reproduction in daily press and regular printed publications on sale to the public within 60 days of the event related to those data/results and always provided that copyright symbol appears together as follows below.  
© DORNA, 2021

Official MotoGP Timing by TISSOT  
www.motogp.com

Doha, Friday, March 26, 2021

Page 4 of 7



# Free Practice Nr. 2

# MotoGP

Lap	Lap Time	T1	T2	T3	T4	Speed	Lap	Lap Time	T1	T2	T3	T4	Speed	
<b>15th</b>	<b>23</b>	<b>Enea BASTIANINI</b>					DUCATI	ITA						
Esponsorama Racing														
Runs=4				Total laps=17		Full laps=9								
Run #	1	Front Tyre	Slick-Soft	Rear Tyre	Slick-Medium	Speed	Run #	1	Front Tyre	Slick-Soft	Rear Tyre	Slick-Soft	Speed	
			<b>New Tyre</b>		<b>New Tyre</b>					<b>New Tyre</b>		<b>New Tyre</b>		
1	2'32.320	32.807	32.149	29.969	32.258	146.5	1	2'20.823	35.592	33.592	30.888	33.051	130.5	
2	<b>2'00.739</b>	29.056	30.715	29.000	31.968	347.2	2	<b>1'57.844</b>	26.083	30.702	29.088	31.971	341.7	
3	<b>1'56.356</b>	25.689	30.338	28.707	31.622	346.1	3	<b>1'57.541</b>	25.443	30.297	28.653	33.148	343.9	
4	1'57.876 P	25.428	32.060*	29.871*	30.517	346.1	4	2'08.877 P	28.365	36.294	31.948*	32.270	<b>349.5</b>	
Run #	2	Front Tyre	Slick-Soft	Rear Tyre	Slick-Medium	Speed	Run #	2	Front Tyre	Slick-Soft	Rear Tyre	Slick-Soft	Speed	
			<b>4 Laps at start</b>		<b>4 Laps at start</b>					<b>4 Laps at start</b>		<b>4 Laps at start</b>		
5	2'01.989	30.403	30.779	29.046	31.761	168.2	5	2'03.212	30.967	31.237	29.109	31.899	166.1	
6	<b>1'55.637</b>	25.300	30.098	28.549	31.690	346.1	6	<b>1'56.200</b>	25.357	30.337	28.831	31.675	346.1	
7	<b>1'55.694</b>	25.291	30.155	28.563	31.685	346.1	7	<b>1'55.932</b>	25.495	30.077	28.683	31.677	346.1	
8	1'55.609 P	25.978	30.982	29.168	29.481	345.0	8	<b>1'55.620</b>	25.263	30.190	28.559	31.608	346.1	
Run #	3	Front Tyre	Slick-Soft	Rear Tyre	Slick-Soft	Speed	Run #	3	Front Tyre	Slick-Soft	Rear Tyre	Slick-Soft	Speed	
			<b>New Tyre</b>		<b>New Tyre</b>					<b>New Tyre</b>		<b>New Tyre</b>		
9	2'08.278	33.625	32.407	30.153	32.093	140.4	9	<b>1'56.376</b>	25.720	30.204	28.807	31.645	348.3	
10	1'55.429 *	25.307	29.907	28.450	31.765*	345.0	10	<b>1'55.336</b>	25.197	30.065	28.521	31.553	343.9	
11	<b>1'54.976</b>	25.094	29.907	28.534	31.441	345.0	11	<b>2'02.757</b>	28.793	31.912	29.959	32.093	338.5	
12	<b>1'54.751</b>	25.045	29.970	28.333	31.403	346.1	12	2'00.152 P	26.899	31.912	29.791	31.550	342.8	
13	1'55.721 P	26.291	30.748	29.045	29.637	346.1	Run #	3	Front Tyre	Slick-Soft	Rear Tyre	Slick-Soft	Speed	
			<b>New Tyre</b>		<b>New Tyre</b>					<b>New Tyre</b>		<b>New Tyre</b>		
Run #	4	Front Tyre	Slick-Soft	Rear Tyre	Slick-Soft	Speed	13	2'04.990	31.786	31.581	29.604	32.019	155.3	
			<b>5 Laps at start</b>		<b>New Tyre</b>		14	1'55.092 *	25.292	29.907	28.432	31.461*	342.8	
14	2'03.666	31.639	31.259	29.046	31.722	166.4	15	<b>1'54.432</b>	<b>24.972</b>	<b>29.837</b>	<b>28.330</b>	<b>31.293</b>	345.0	
15	<b>1'56.607</b>	25.051	<b>29.670</b>	30.350	31.536	<b>348.3</b>	16	<b>2'02.112</b>	29.472	31.094	29.578	31.968	346.1	
16	<b>1'54.490</b>	24.957	29.784	28.411	31.338	347.2	17	1'55.507 *	25.101	29.868	28.458	32.080*	343.9	
17	<b>1'54.228</b>	<b>24.926</b>	29.696	<b>28.313</b>	<b>31.293</b>	347.2								
<b>16th</b>	<b>33</b>	<b>Brad BINDER</b>					KTM	RSA						
Red Bull KTM Factory Racing														
Runs=4				Total laps=15		Full laps=8								
Run #	1	Front Tyre	Slick-Medium	Rear Tyre	Slick-Medium	Speed	Run #	1	Front Tyre	Slick-Soft	Rear Tyre	Slick-Medium	Speed	
			<b>New Tyre</b>		<b>New Tyre</b>					<b>New Tyre</b>		<b>New Tyre</b>		
1	2'26.766	31.794	32.318	29.931	32.445	168.4	1	2'14.471	32.031	32.992	30.181	33.859	167.7	
2	<b>1'57.100</b>	26.075	30.678	28.609	31.738	<b>348.3</b>	2	<b>1'59.037</b>	26.084	31.782	29.181	31.990	341.7	
3	<b>1'56.000</b>	25.534	30.260	28.397	31.809	347.2	3	<b>1'58.316</b>	27.196	30.460	28.829	31.831	345.0	
4	1'58.468 P	25.454	31.649	30.470*	30.895	347.2	4	1'57.169 P	25.340	30.522	30.494*	30.813	343.9	
Run #	2	Front Tyre	Slick-Soft	Rear Tyre	Slick-Medium	Speed	Run #	2	Front Tyre	Slick-Soft	Rear Tyre	Slick-Medium	Speed	
			<b>New Tyre</b>		<b>4 Laps at start</b>					<b>4 Laps at start</b>		<b>4 Laps at start</b>		
5	2'08.217	33.299	32.991	29.761	32.166	140.8	5	2'02.526	30.601	31.057	29.072	31.796	175.6	
6	<b>2'03.273</b>	32.324	30.463	28.732	31.754	343.9	6	<b>1'55.924</b>	25.318	30.256	28.674	31.676	343.9	
7	<b>2'03.805</b>	25.605	36.840	29.469	31.891	345.0	7	<b>1'55.746</b>	25.308	30.177	28.629	31.632	345.0	
8	1'56.784 P	25.533	32.056	29.262	29.933	346.1	8	<b>1'55.751</b>	25.226	30.179	28.663	31.683	343.9	
Run #	3	Front Tyre	Slick-Soft	Rear Tyre	Slick-Soft	Speed	Run #	3	Front Tyre	Slick-Soft	Rear Tyre	Slick-Soft	Speed	
			<b>New Tyre</b>		<b>New Tyre</b>					<b>10 Laps at start</b>		<b>New Tyre</b>		
9	2'03.673	31.845	30.887	29.063	31.878	146.7	9	<b>1'56.217</b>	25.256	30.161	28.790	32.010	343.9	
10	<b>1'55.060</b>	25.361	29.889	28.378	31.432	345.0	10	1'56.033 P	26.230	30.962	29.236	29.605	342.8	
11	<b>1'54.791</b>	25.130	30.052	28.238	31.371	345.0	Run #	3	Front Tyre	Slick-Soft	Rear Tyre	Slick-Soft	Speed	
12	1'55.379 P	25.530	30.365	29.024	30.460	343.9	11	2'02.704	31.142	31.004	28.949	31.609	170.3	
Run #	4	Front Tyre	Slick-Soft	Rear Tyre	Slick-Soft	Speed	12	<b>1'54.982</b>	25.171	29.990	28.380	31.441	345.0	
			<b>4 Laps at start</b>		<b>New Tyre</b>		13	<b>1'54.884</b>	25.077	29.921	28.492	31.394	345.0	
13	2'00.532	29.968	30.657	28.548	31.359	162.1	14	1'53.979 P	25.111	30.029	28.621	30.218	343.9	
14	<b>1'54.371</b>	25.050	<b>29.845</b>	<b>28.223</b>	<b>31.253</b>	346.1	Run #	4	Front Tyre	Slick-Soft	Rear Tyre	Slick-Soft	Speed	
15	<b>1'54.710</b>	<b>24.982</b>	30.000	28.251	31.477	346.1	15	2'09.522	35.836	31.712	29.300	32.674	106.8	
							16	<b>1'54.634</b>	25.137	<b>29.862</b>	<b>28.262</b>	<b>31.373</b>	347.2	
							17	<b>1'55.110</b>	25.063	29.882	28.579	31.586	<b>348.3</b>	

**Fastest Lap:** Jack MILLER      Ducati Lenovo Team      AUS      **1'53.387**      24.657      29.583      28.100      31.047

These data/results cannot be reproduced, stored and/or transmitted in whole or in part by any manner of electronic, mechanical, photocopying, recording, broadcasting or otherwise now known or herein after developed without the previous express consent by the copyright owner, except for reproduction in daily press and regular printed publications on sale to the public within 60 days of the event related to those data/results and always provided that copyright symbol appears together as follows below.  
© DORNA, 2021





# Free Practice Nr. 2

# MotoGP

Lap	Lap Time	T1	T2	T3	T4	Speed	Lap	Lap Time	T1	T2	T3	T4	Speed
18	1'55.038	25.056	29.872	28.495	31.615	345.0	15	1'54.774	25.013	29.798	28.236	31.727	343.9
<b>19th 88 Miguel OLIVEIRA</b> KTM POR Red Bull KTM Factory Racing Runs=4 Total laps=17 Full laps=9							<b>21st 27 Iker LECUONA</b> KTM SPA Tech 3 KTM Factory Racing Runs=4 Total laps=16 Full laps=9						
Run #	1	Front Tyre	Slick-Medium	Rear Tyre	Slick-Medium		Run #	1	Front Tyre	Slick-Medium	Rear Tyre	Slick-Soft	
			New Tyre		New Tyre					New Tyre		New Tyre	
1	2'33.554		32.665	32.367	29.922	32.295 172.5	1	2'25.726		33.471	32.439	29.733	32.098 162.1
2	2'01.184		27.925	31.387	29.726	32.146 347.2	2	1'56.368		25.604	30.253	28.720	31.791 349.5
3	2'03.694 P		25.303	36.550	29.930	31.911 340.6	3	1'55.608		25.338	30.077	28.514	31.679 346.1
Run #	2	Front Tyre	Slick-Medium	Rear Tyre	Slick-Medium		Run #	2	Front Tyre	Slick-Medium	Rear Tyre	Slick-Soft	
			3 Laps at start		3 Laps at start					4 Laps at start		4 Laps at start	
4	2'04.461		31.646	31.580	29.221	32.014 171.7	5	2'02.905		31.028	30.956	28.874	32.047 160.7
5	1'55.801		25.330	30.288	28.590	31.593 342.8	6	1'55.734		25.316	30.040	28.593	31.785 345.0
6	1'55.701		25.094	30.255	28.579	31.773 342.8	7	1'55.656		25.222	30.110	28.599	31.725 345.0
7	1'59.212 P		28.186	31.132	29.189	30.705 334.3	8	1'57.153 P		26.201	30.964	29.591	30.397 345.0
Run #	3	Front Tyre	Slick-Soft	Rear Tyre	Slick-Soft		Run #	3	Front Tyre	Slick-Medium	Rear Tyre	Slick-Soft	
			New Tyre		New Tyre					8 Laps at start		8 Laps at start	
8	2'03.939		31.564	31.123	29.252	32.000 171.9	9	2'04.906		31.642	31.661	29.397	32.206 169.8
9	1'55.016		25.086	30.086	28.392	31.452 341.7	10	1'56.361		25.320	30.298	28.755	31.988 342.8
10	1'54.879		25.018	29.931	28.493	31.437 342.8	11	1'55.721		25.296	30.093	28.628	31.704 341.7
11	2'00.589		25.084	34.500	29.182	31.823 343.9	12	1'54.821 P		25.392	30.144	28.863	30.422 343.9
12	1'53.158 P		25.225	30.211	28.597	29.125 342.8	Run #	4	Front Tyre	Slick-Soft	Rear Tyre	Slick-Soft	
Run #	4	Front Tyre	Slick-Soft	Rear Tyre	Slick-Soft					New Tyre		New Tyre	
13	2'03.601		31.969	30.972	28.883	31.777 171.1	13	2'12.865		36.729	35.522	28.933	31.681 107.1
14	2'00.070		27.883	31.134	29.157	31.896 342.8	14	1'55.098		25.152	30.087	28.330	31.529 348.3
15	1'54.819		24.993	29.999	28.390	31.437 342.8	15	2'00.918		25.182	35.288	28.652	31.796 347.2
16	1'54.756		25.043	29.944	28.395	31.374 342.8	16	1'55.427		25.127	30.026	28.527	31.747 346.1
17	1'57.427 *		24.959	30.312	28.975	33.181* 345.0							
<b>20th 9 Danilo PETRUCCI</b> KTM ITA Tech 3 KTM Factory Racing Runs=4 Total laps=16 Full laps=9							<b>22nd 32 Lorenzo SAVADORI</b> APRILIA ITA Aprilia Racing Team Gresini Runs=4 Total laps=18 Full laps=10						
Run #	1	Front Tyre	Slick-Medium	Rear Tyre	Slick-Medium		Run #	1	Front Tyre	Slick-Soft	Rear Tyre	Slick-Medium	
			3 Laps at start		3 Laps at start					New Tyre		New Tyre	
1	2'29.650		31.207	32.402	29.586	32.313 168.4	1	2'27.781		40.773	34.257	30.092	32.211 149.1
2	1'56.222		25.322	30.459	28.637	31.804 340.6	2	1'56.883		25.615	30.487	28.665	32.116 338.5
3	1'55.990		25.226	30.287	28.479	31.998 343.9	3	2'01.719		26.786	32.619	30.186	32.128 339.6
4	2'02.309 P		25.229	33.268	31.662*	32.150 342.8	4	1'59.640 P		25.414	32.305*	30.343*	31.578 336.4
Run #	2	Front Tyre	Slick-Medium	Rear Tyre	Slick-Medium		Run #	2	Front Tyre	Slick-Soft	Rear Tyre	Slick-Medium	
			12 Laps at start		7 Laps at start					4 Laps at start		4 Laps at start	
5	2'03.096		30.714	30.982	29.194	32.206 159.5	5	2'12.270		38.689	32.500	29.080	32.001 133.4
6	1'56.158		25.254	30.319	28.666	31.919 341.7	6	1'56.221		25.448	30.390	28.536	31.847 339.6
7	1'56.299		25.218	30.374	28.711	31.996 339.6	7	2'00.051 P		28.792	31.381	29.368	30.510 338.5
8	1'56.290		25.249	30.331	28.716	31.994 338.5	Run #	3	Front Tyre	Slick-Soft	Rear Tyre	Slick-Medium	
9	2'04.849 P		28.939	32.938	30.902	32.070 337.5				7 Laps at start		7 Laps at start	
Run #	3	Front Tyre	Slick-Soft	Rear Tyre	Slick-Soft		8	2'10.822		35.646	31.836	31.034	32.306 83.3
			New Tyre		New Tyre		9	1'56.992		25.519	30.483	28.890	32.100 334.3
10	2'01.891		29.754	30.448	29.795	31.894 167.4	10	1'59.206		25.923	31.723	29.402	32.158 335.4
11	1'55.244		24.999	30.032	28.417	31.796 342.8	11	1'57.148		25.533	30.498	28.806	32.311 335.4
12	1'55.680 P		25.021	30.034	28.666	31.959 338.5	12	2'00.917 P		28.593	31.858	29.672	30.794 334.3
Run #	4	Front Tyre	Slick-Soft	Rear Tyre	Slick-Soft		Run #	4	Front Tyre	Slick-Soft	Rear Tyre	Slick-Soft	
			3 Laps at start		New Tyre					New Tyre		New Tyre	
13	2'14.392		32.222	33.633	32.625	35.912 150.0	13	2'10.806 *		36.100	31.776	29.629	33.301* 168.4
14	2'00.677		28.629	31.736	28.579	31.733 317.6	14	2'06.228		34.420	30.745	29.156	31.907 313.9

**Fastest Lap:** Jack MILLER Ducati Lenovo Team AUS 1'53.387 24.657 29.583 28.100 31.047

These data/results cannot be reproduced, stored and/or transmitted in whole or in part by any manner of electronic, mechanical, photocopying, recording, broadcasting or otherwise now known or herein after developed without the previous express consent by the copyright owner, except for reproduction in daily press and regular printed publications on sale to the public within 60 days of the event related to those data/results and always provided that copyright symbol appears together as follows below.  
 © DORNA, 2021

Official MotoGP Timing by TISSOT  
 www.motogp.com

Doha, Friday, March 26, 2021

Page 6 of 7



## Free Practice Nr. 2

MotoGP

Lap	Lap Time	T1	T2	T3	T4	Speed	Lap	Lap Time	T1	T2	T3	T4	Speed
15	<b>1'59.900</b>	25.172	31.769	29.814	33.145	337.5							
16	<b>1'55.674</b>	25.271	<b>30.045</b>	<b>28.494</b>	31.864	338.5							
17	<b>1'56.430</b>	25.340	30.398	28.689	32.003	334.3							
18	2'06.272 *	29.335	35.745	28.923	32.269*	334.3							

<b>Fastest Lap:</b> Jack MILLER	Ducati Lenovo Team	AUS	<b>1'53.387</b>	24.657	29.583	28.100	31.047
---------------------------------	--------------------	-----	-----------------	--------	--------	--------	--------

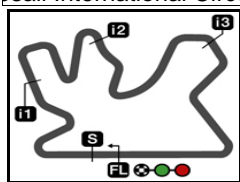
These data/results cannot be reproduced, stored and/or transmitted in whole or in part by any manner of electronic, mechanical, photocopying, recording, broadcasting or otherwise now known or herein after developed without the previous express consent by the copyright owner, except for reproduction in daily press and regular printed publications on sale to the public within 60 days of the event related to those data/results and always provided that copyright symbol appears together as follows below.  
© DORNA, 2021

Official MotoGP Timing by **TISSOT**  
www.motogp.com

**Doha, Friday, March 26, 2021**

Page 7 of 7





5380 m.

# BARWA GRAND PRIX OF QATAR

## Free Practice Nr. 2

### Best Partial Times

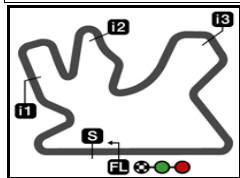
*IT* Ideal Lap Time, sum of the best partial times

*BT* Best Lap Time

<b>T1</b>		<b>T2</b>		<b>T3</b>		<b>T4</b>				<i>IT</i>	<i>BT</i>	
Pos	Rider	Time	Rider	Time	Rider	Time	Rider	Time	Pos	Rider		
1	J.MILLER	24.657	J.ZARCO	29.463	M.VIÑALES	27.952	J.ZARCO	31.006	1	<b>F.BAGNAIA</b>	1'53.313	1'53.422 (2)
2	<b>F.QUARTARARO</b>	<b>24.665</b>	<b>F.BAGNAIA</b>	<b>29.468</b>	<b>F.QUARTARARO</b>	<b>27.973</b>	<b>A.RINS</b>	<b>31.037</b>	2	<b>J.MILLER</b>	1'53.387	1'53.387 (1)
3	F.BAGNAIA	24.704	F.MORBIDELLI	29.479	A.RINS	27.982	J.MILLER	31.047	3	<b>J.ZARCO</b>	1'53.402	1'53.586 (4)
4	<b>M.VIÑALES</b>	<b>24.789</b>	<b>V.ROSSI</b>	<b>29.500</b>	<b>A.ESPARGARO</b>	<b>27.989</b>	<b>F.BAGNAIA</b>	<b>31.090</b>	4	<b>F.QUARTARAR</b>	1'53.472	1'53.575 (3)
5	A.ESPARGARO	24.812	M.VIÑALES	29.572	F.MORBIDELLI	28.030	P.ESPARGARO	31.103	5	<b>M.VIÑALES</b>	1'53.506	1'53.639 (6)
6	<b>F.MORBIDELLI</b>	<b>24.822</b>	<b>F.QUARTARARO</b>	<b>29.575</b>	<b>F.BAGNAIA</b>	<b>28.051</b>	<b>J.MARTIN</b>	<b>31.173</b>	6	<b>A.RINS</b>	1'53.581	1'53.623 (5)
7	J.ZARCO	24.830	J.MILLER	29.583	J.MIR	28.053	M.VIÑALES	31.193	7	<b>F.MORBIDELLI</b>	1'53.613	1'53.676 (7)
8	<b>V.ROSSI</b>	<b>24.889</b>	<b>A.RINS</b>	<b>29.619</b>	<b>P.ESPARGARO</b>	<b>28.056</b>	<b>J.MIR</b>	<b>31.213</b>	8	<b>A.ESPARGAR</b>	1'53.652	1'53.727 (8)
9	P.ESPARGARO	24.912	A.ESPARGARO	29.622	A.MARQUEZ	28.096	A.ESPARGARO	31.229	9	<b>P.ESPARGAR</b>	1'53.787	1'53.901 (10)
10	<b>J.MIR</b>	<b>24.921</b>	<b>J.MIR</b>	<b>29.630</b>	<b>J.MILLER</b>	<b>28.100</b>	<b>B.BINDER</b>	<b>31.253</b>	10	<b>J.MIR</b>	1'53.817	1'53.914 (11)
11	E.BASTIANINI	24.926	T.NAKAGAMI	29.660	J.ZARCO	28.103	T.NAKAGAMI	31.254	11	<b>V.ROSSI</b>	1'53.871	1'53.874 (9)
12	<b>J.MARTIN</b>	<b>24.930</b>	<b>E.BASTIANINI</b>	<b>29.670</b>	<b>T.NAKAGAMI</b>	<b>28.186</b>	<b>F.QUARTARARO</b>	<b>31.259</b>	12	<b>J.MARTIN</b>	1'54.101	1'54.178 (13)
13	A.RINS	24.943	P.ESPARGARO	29.716	V.ROSSI	28.186	F.MORBIDELLI	31.282	13	<b>A.MARQUEZ</b>	1'54.115	1'54.115 (12)
14	<b>A.MARQUEZ</b>	<b>24.954</b>	<b>A.MARQUEZ</b>	<b>29.755</b>	<b>J.MARTIN</b>	<b>28.206</b>	<b>L.MARINI</b>	<b>31.293</b>	14	<b>T.NAKAGAMI</b>	1'54.199	1'54.199 (14)
15	M.OLIVEIRA	24.959	J.MARTIN	29.792	B.BINDER	28.223	E.BASTIANINI	31.293	15	<b>E.BASTIANINI</b>	1'54.202	1'54.228 (15)
16	<b>D.PETRUCCI</b>	<b>24.967</b>	<b>D.PETRUCCI</b>	<b>29.798</b>	<b>D.PETRUCCI</b>	<b>28.236</b>	<b>V.ROSSI</b>	<b>31.296</b>	16	<b>B.BINDER</b>	1'54.303	1'54.371 (16)
17	L.MARINI	24.972	L.MARINI	29.837	S.BRADL	28.262	A.MARQUEZ	31.310	17	<b>L.MARINI</b>	1'54.432	1'54.432 (17)
18	<b>B.BINDER</b>	<b>24.982</b>	<b>B.BINDER</b>	<b>29.845</b>	<b>E.BASTIANINI</b>	<b>28.313</b>	<b>S.BRADL</b>	<b>31.373</b>	18	<b>S.BRADL</b>	1'54.553	1'54.634 (18)
19	S.BRADL	25.056	S.BRADL	29.862	L.MARINI	28.330	M.OLIVEIRA	31.374	19	<b>M.OLIVEIRA</b>	1'54.654	1'54.756 (19)
20	<b>T.NAKAGAMI</b>	<b>25.099</b>	<b>M.OLIVEIRA</b>	<b>29.931</b>	<b>I.LECUONA</b>	<b>28.330</b>	<b>I.LECUONA</b>	<b>31.529</b>	20	<b>D.PETRUCCI</b>	1'54.728	1'54.774 (20)
21	I.LECUONA	25.127	I.LECUONA	30.026	M.OLIVEIRA	28.390	D.PETRUCCI	31.727	21	<b>I.LECUONA</b>	1'55.012	1'55.098 (21)
22	<b>L.SAVADORI</b>	<b>25.172</b>	<b>L.SAVADORI</b>	<b>30.045</b>	<b>L.SAVADORI</b>	<b>28.494</b>	<b>L.SAVADORI</b>	<b>31.847</b>	22	<b>L.SAVADORI</b>	1'55.558	1'55.674 (22)

These data/results cannot be reproduced, stored and/or transmitted in whole or in part by any manner of electronic, mechanical, photocopying, recording, broadcasting or otherwise now known or herein after developed without the previous express consent by the copyright owner, except for reproduction in daily press and regular printed publications on sale to the public within 60 days of the event related to those data/results and always provided that copyright symbol appears together as follows below.  
© DORNA, 2021






5380 m.

**BARWA GRAND PRIX OF QATAR**

**Free Practice Nr. 2**

**Fastest Laps Sequence**

<i>Practice Time</i>	 <i>Rider</i>	<i>Nation</i>	<i>Motorcycle</i>	<i>Time</i>	<i>Km/h</i>	<i>Rider's Lap</i>
4'11.957	73 Alex MARQUEZ	SPA	HONDA	<b>1'58.053</b>	164.0	2
4'18.667	10 Luca MARINI	ITA	DUCATI	<b>1'57.844</b>	164.3	2
4'19.067	89 Jorge MARTIN	SPA	DUCATI	<b>1'56.994</b>	165.5	2
4'20.846	63 Francesco BAGNAIA	ITA	DUCATI	<b>1'55.404</b>	167.8	2
4'47.025	41 Aleix ESPARGARO	SPA	APRILIA	<b>1'55.204</b>	168.1	2
6'15.471	63 Francesco BAGNAIA	ITA	DUCATI	<b>1'54.625</b>	168.9	3
6'35.189	43 Jack MILLER	AUS	DUCATI	<b>1'54.571</b>	169.0	3
17'52.653	43 Jack MILLER	AUS	DUCATI	<b>1'54.557</b>	169.0	6
19'00.295	41 Aleix ESPARGARO	SPA	APRILIA	<b>1'53.789</b>	170.2	6
37'52.901	20 Fabio QUARTARARO	FRA	YAMAHA	<b>1'53.697</b>	170.3	12
41'07.771	63 Francesco BAGNAIA	ITA	DUCATI	<b>1'53.422</b>	170.7	12
47'49.422	43 Jack MILLER	AUS	DUCATI	<b>1'53.387</b>	170.8	15

These data/results cannot be reproduced, stored and/or transmitted in whole or in part by any manner of electronic, mechanical, photocopying, recording, broadcasting or otherwise now known or herein after developed without the previous express consent by the copyright owner, except for reproduction in daily press and regular printed publications on sale to the public within 60 days of the event related to those data/results and always provided that copyright symbol appears together as follows below.

© DORNA, 2021

Official MotoGP Timing by TISSOT  
www.motogp.com

Doha, Friday, March 26, 2021

